

ENTRE//MATIC

# OPENINGS



Amarr® Residential Garage Doors

[www.amarr.com](http://www.amarr.com)

# STEEL

# WOOD

# SPECIALTY

- 3 AMARR ADVANTAGE
- 4 AMARR CARRIAGE COURT
- 6 AMARR CARRIAGE COURT OPTIONS
- 8 AMARR CLASSICA®
- 10 AMARR CLASSICA® & HARDWARE OPTIONS
- 12 AMARR OAK SUMMIT®
- 14 AMARR HILLCREST
- 16 AMARR DESIGNER'S CHOICE
- 18 AMARR HERITAGE™
- 20 AMARR STRATFORD®
- 22 AMARR LINCOLN
- 24 AMARR OLYMPUS
- 26 STEEL OPTIONS
- 28 STEEL CONSTRUCTION
- 30 STEEL SPECIFICATIONS
- 32 AMARR BY DESIGN
- 34 AMARR HORIZON
- 36 ALUMINUM OPTIONS
- 38 AMARR VISTA
- 40 WOOD & SPECIALTY SPECIFICATIONS



**Openings.** Open up to a new way of thinking.

The garage. It's more than a way in, or a way out.

Inside it's a parking lot, a gym, a workshop.

Outside, it's an extension of your home, a reflection of your personality, of your individuality.

Whether you prefer steel, wood, or aluminum, rethink what a garage door is, or can be.

Amarr Openings. Open up to the possibilities.

# AMARR ADVANTAGE

## Style and Variety



We offer a broad range of garage door designs to meet your unique needs; whether your home is traditional or contemporary, our Amarr garage door designs can add beauty, curb appeal and long lasting value to your home.

## Energy Efficiency

Maintain the temperature in your garage with a garage door with a high R-value rating. We offer a wide range of insulations and door thicknesses to provide the level of energy efficiency you desire.



## Safety

Our SafeGuard System features patented center and end



hinges, exclusive safety bottom brackets and uniquely-designed pinch protection sections to enhance overall safety for homeowners.

These garage doors are designed to reduce the risk of serious hand and finger injuries.

## Protection

Amarr hurricane rated garage doors with impact resistant construction help protect homes and property in hurricane and high wind prone regions.

## Sustainability

Amarr products are made with up to 90% recycled content and approximately 5-10% of the steel is reused at the steel mill.



## Made in USA



All Amarr residential and commercial steel and aluminum garage doors are manufactured in the USA, affirming our commitment to high quality and durability.



Tanglewood design with Closed Arch in Wicker Tan/White with Versailles decorative hardware

## AMARR CARRIAGE COURT

Distinctly defined. Amarr Carriage Court garage doors increase a home's curb appeal and the highly defined carriage house designs are easily visible from the end of the driveway.

Built with durable composite overlay trim and insulated steel-backed sections, these garage doors provide energy efficiency, noise reduction and innovative design to your home.

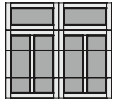
### DESIGNS

#### AVAILABLE WITH WINDOWS

LAURELBAY (LB)



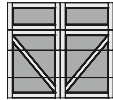
PINETOP (PT)



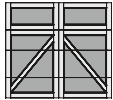
BRADBERRY (BB)



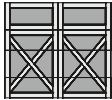
KENSINGTON (KT)



SEABROOK (SB)

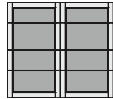


ROSEMONT (RM)

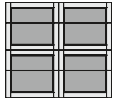


#### NOT AVAILABLE WITH WINDOWS

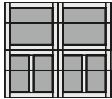
ASHLEY (AL)



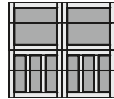
CHARLTON (CT)



FAIRFIELD (FF)



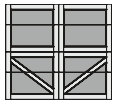
MIDDLETON (MT)



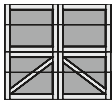
GREENBRIAR (GB)



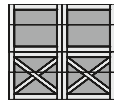
DARBY (DB)



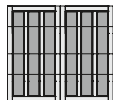
NEWBERRY (NB)



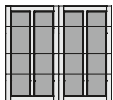
TANGLEWOOD (TW)



ARCADIA (AR)\*



RAVENWOOD (RW)\*



BROOKLAND (BL)\*



MAGNOLIA (MG)\*



\*Closed Square only.

Rosemont with Closed Square (RM104)



Laurelbay with Clear Square (LB115)



Bradberry with 3 Lite Arch (BB110)



Charlton with Closed Arch (CT105)



Darby with Closed Square (DB104)



### CC4000

**Four-Layer:  
Overlay + Steel +  
Insulation + Steel**

**R-VALUE  
6.48**

#### Designs

A wide variety of unique carriage house designs available in four color options.

See page 30 for complete specifications.

#### Decorative Options

Choose from a variety of optional decorative windows & hardware to match your home's design.

See p. 6 for window options.  
See p.11 for decorative hardware options.

### WARRANTY

- Lifetime limited warranty on finish
- 5-year limited warranty on materials and workmanship
- 5-year limited warranty on hardware
- 10-year limited warranty on window and overlay discoloration
- 5-year limited warranty on overlay delamination

# AMARR CARRIAGE COURT OPTIONS

Visit [amarr.com](http://amarr.com) and access the Amarr Door Designer to view specific designs in various architectural styles.

## TOP SECTIONS

Available for BRADBERRY, KENSINGTON, LAURELBAY, PINETOP, ROSEMONT AND SEABROOK with CLEAR, OBSCURE or INSULATED GLASS

CLOSED SQUARE (104)



CLOSED ARCH (105)



CLEAR SQUARE (115)



CLEAR ARCH (114)



3 LITE SQUARE (106)



3 LITE ARCH (110)



4 LITE SQUARE (107)



4 LITE ARCH (111)



6 LITE SQUARE (112)



6 LITE ARCH (108)



8 LITE SQUARE (113)



8 LITE ARCH (109)



Available for ARCADIA\*, ASHLEY, BROOKLAND\*, DARBY, CHARLTON, FAIRFIELD, GREENBRIAR, MAGNOLIA\*, MIDDLETON, NEWBERRY, RAVENWOOD\* AND TANGLEWOOD

CLOSED SQUARE (104)



CLOSED ARCH (105)



\*Closed Square only.

## COLORS

Actual paint colors may vary from samples shown.

TRUE WHITE / WHITE (W1)



ALMOND / WHITE (A1)



WICKER TAN / WHITE (K1)



SANDTONE / WHITE (S1)



Door, window, and overlay can be painted using 100% acrylic exterior latex paint with a Light Reflective Value (LRV) of 8 or higher. Contact paint manufacturer for LRV ratings.

Kensington design with Clear Square windows in Almond/White with Blue Ridge decorative hardware



## OVERLAY TRIM



- 5/8" thick composite overlay trim of reclaimed wood fiber and thermoplastic polymer
- Coped edge design
- Sustainable, green building material
- Resists rot, decay, and fungal growth
- Won't flake, blister, peel, pit or corrode

## WINDOWS



- Large rectangular or arched window designs in 24" top sections
- 5/8" thick decorative window grilles with coped edges
- Available in Clear, Obscure or Insulated glass


## DOOR WIDTHS

Only available in widths shown; not available in odd widths

6' WIDE\*



12', 14' & 15' WIDE



8', 9' & 10' WIDE



15'6", 15'8", 16' & 18' WIDE




\*Available in Ashley, Charlton, Greenbriar and Laurelbay (no window options).

## DOOR HEIGHTS

Available in 6'6" - 10' heights in 3" increments†

7' and 8' TALL



9' TALL



10' TALL



†Rosemont not available in 8'3", 8'9", 9'3" and 9'9" door heights; Tanglewood not available in 6'3" and 7'3" door heights.



Northampton design with Madeira windows in Walnut with Canterbury handles and hinges

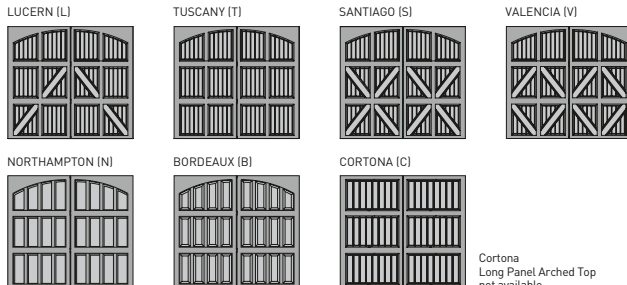
## AMARR CLASSICA®

Looks can be deceiving. From a distance, you see wood. Up close, it's sturdy, durable, low-maintenance steel. The Amarr Classica collection of carriage house doors. Precision-shaped doors in fresh, clean, classic carriage house styles that go up and down like traditional garage doors. Unique three-section tall designs, instead of four, help deliver a more authentic carriage house look. Deception never looked so good.

Santiago design with Madeira windows in True White/Gray with Blue Ridge handles and hinges



### DESIGNS



Lucern with Thames Windows (L10)



Bordeaux with Jardin Windows (B75)



Cortona with Seine Windows (C8)



Tuscany with Closed Arch (T1)



Santiago with Nile Windows (S6)



- CL1000**  
Single-Layer:  
Steel
- CL2000**  
Double-Layer:  
Steel + Insulation
- CL3000**  
Triple-Layer:  
Steel + Insulation + Steel

**Designs**  
Unique three-section tall carriage house style doors available in seven stamped-steel panel designs. See page 30 for complete specifications.

**Decorative Windows & Hardware**  
Optional decorative windows & hardware, reminiscent of authentic hardware found on original carriage houses, add character to your door. See pp. 10-11 for glass, window, and decorative hardware options.



### COLORS

Actual paint colors may vary from samples shown. Amarr steel doors are pre-painted; for custom colors, exterior latex paint must be used.

TRUE WHITE (TW)	ALMOND (AL)	WICKER TAN (WK)	SANDTONE (ST)	TERRATONE (TT)	CHARCOAL GRAY (EF)†	DARK BROWN (DN)	BLACK (BL)†
GOLDEN OAK (OK)‡	WALNUT (NT)‡	MAHOGANY (MY)‡					

\* Odd heights only available in Amarr Classica CL3000.  
† Price upcharge applies; odd heights not available.  
‡ Price upcharge applies.

Amarr Color Zone  
See page 27 for more information.‡

## TWO-TONE PAINT OPTIONS\*

PANEL	BASE DOOR							
	TRUE WHITE	ALMOND	WICKER TAN	SANDTONE	TERRATONE	CHARCOAL GRAY	DARK BROWN	BLACK
TRUE WHITE								
ALMOND								
WICKER TAN								
SANDTONE								
TERRATONE								
CHARCOAL GRAY								
DARK BROWN								
BLACK								
HUNTER GREEN								
GRAY								

\*Price upcharge applies.

## GLASS OPTIONS



## TOP SECTIONS

CLOSED ARCH • Available for TUSCANY (T1), SANTIAGO (S1), LUCERN (L1), VALENCIA (V1), CORTONA (C1)



CLOSED SQUARE • Available for TUSCANY (T2), SANTIAGO (S2), LUCERN (L2), VALENCIA (V2)



CLOSED DOUBLE ARCH • Available for TUSCANY (T1D), SANTIAGO (S1D), LUCERN (L1D), VALENCIA (V1D), CORTONA (C1D)



CLOSED ARCH • NORTHAMPTON (N1)



CLOSED SQUARE • NORTHAMPTON (N2)



CLOSED ARCH • BORDEAUX (B1)



CLOSED SQUARE • BORDEAUX (B2)



CLOSED SQUARE • CORTONA (C2)



DANUBE (4)\*



MADEIRA (5)\*



NILE (6)\*



RHINE (7)\*



SEINE (8)\*




THAMES (10)\*



NO INSERT



AMERICANA (57)†



JARDIN (75)†



TRELLIS (76)†



\* Window inserts shown on Clear glass. Design also available with Obscure, Frost or Dark Tint glass.

† Tempered obscure glass with baked-on ceramic design. Design visibility varies due to lighting.

## DECORATIVE HARDWARE & LOCK

For all collections.

### ALUMINUM

Available for Amarr Carriage Court, Classica, Oak Summit, Hillcrest, and Designer's Choice collections.

9" HANDLES



18" STRAP HINGES WITH CLAVOS\*



11" L-HINGE WITH CLAVOS\*



VERSAILLES

\*Hinges with Clavos not recommended for arched openings.

10-1/2" HANDLES†



17" STRAP HINGES WITH CLAVOS\*



3-1/2" RING HANDLES



CANTERBURY

\*Hinges with Clavos not recommended for arched openings. †Not for use with high lift installations.

### STAMPED STEEL

Available for Amarr Carriage Court, Classica, Oak Summit, Hillcrest, and Designer's Choice collections.

11" HANDLES



16" STRAP HINGES



11" HANDLES



BLUE RIDGE

AMARR LOCK  
Available for Lincoln, Olympus, Heritage, and Stratford collections.

ALPINE

### MAGNETIC ABS VINYL

Available for Amarr Carriage Court, Classica, Oak Summit, Hillcrest, and Designer's Choice collections.

12" HANDLES



16" STRAP HINGES



11" HANDLES



18" STRAP HINGES



CASTLE ROCK

MAPLE CREEK

‡2-sided adhesive disks must be purchased separately.

4" RING HANDLES  
(with removable backer plate)



5" tall

18" STRAP HINGES



1-3/4" CLAVOS



NOTTINGHAM

CLAVOS



Bead Board design with Mission DecraGlass in Golden Oak with Blue Ridge handles and hinges

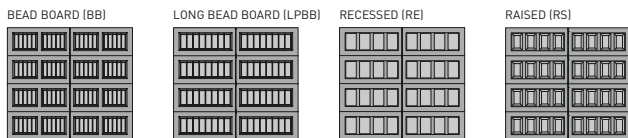
## AMARR OAK SUMMIT®

Self-expression shouldn't cost a fortune. With the Amarr Oak Summit collection, it won't. These durable steel doors offer an attractive carriage house look. Choose from a variety of door colors, decorative hardware, and window accents. Customize your look with our most affordable carriage house door.

Long Bead Board design with Moonlite DecraTrim in True White with Blue Ridge handles and hinges



### DESIGNS



**OS1000**  
Single-Layer:  
Steel

**OS2000**  
Double-Layer:  
Steel + Insulation

**OS3000**  
Triple-Layer:  
Steel + Insulation + Steel

#### Designs

The Amarr Oak Summit collection is available in Bead Board, Long Bead Board, Recessed, or Raised panel designs with your choice of eleven colors.

See page 30 for complete specifications.

#### Decorative

##### Windows & Hardware

Give your door a unique carriage house look with a variety of decorative window and hardware options.

See page 11 for decorative hardware options, pp.26-27 for glass and window options.

### COLORS

Actual paint colors may vary from samples shown.

Amarr steel doors are pre-painted; for custom colors, exterior latex paint must be used.



\* Color only available in Amarr Oak Summit OS3000.  
† Price upcharge applies.



See page 27 for more information.†





Raised design with Arched Thames DecraTrim in Wicker Tan with Alpine handles

## AMARR HILLCREST

Beauty that's more than skin deep. With the Amarr Hillcrest collection, you get more than a custom carriage house look with a wide range of colors, decorative hardware and window styles. You get exceptional style and durability with conventional hardware at a competitive price.

The Amarr Hillcrest. Value is a beautiful thing.

Bead Board design with Wagon Wheel DecraTrim in True White with Blue Ridge handles and hinges



### DESIGNS


BEAD BOARD (BB)




LONG BEAD BOARD (LPBB)



RECESSED (RE)



RAISED (RS)



Recessed with Mission DecraGlass (RE71)



Recessed with Stockton DecraTrim (RE20)



Raised with Waterford DecraTrim (RS25)



Bead Board Closed (BB)



Bead Board with Cascade DecraTrim (BB23)



**HI1000**  
Single-Layer:  
Steel

**HI2000**  
Double-Layer:  
Steel + Insulation

**HI3000**  
Triple-Layer:  
Steel + Insulation + Steel

#### Designs

The Amarr Hillcrest collection is offered in Bead Board, Long Bead Board, Recessed, or Raised panel carriage house designs.

See page 30 for complete specifications.

#### Decorative

**Windows & Hardware**  
Choose DecraTrim window inserts or DecraGlass windows to coordinate with your home's design along with optional decorative hardware.

See page 11 for decorative hardware options, pp.26-27 for glass and window options.

### COLORS

Actual paint colors may vary from samples shown.

Amarr steel doors are pre-painted; for custom colors, exterior latex paint must be used.



\* Price upcharge applies.



See page 27 for more information.\*



Bead Board design with Stockton DecraTrim in True White with Blue Ridge handles and hinges

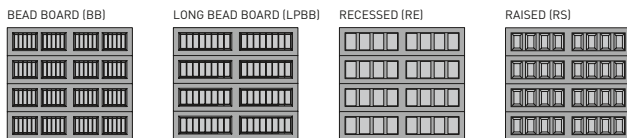
## AMARR DESIGNER'S CHOICE

Design and energy efficiency make the Amarr Designer's Choice doors popular models. With triple-layer construction and superior insulation R-value of 19.40\*, these durable, low-maintenance doors give you the ultimate in quiet operation and energy efficiency.

Recessed design with Thames DecraTrim in Sandtone with Alpine handles



### DESIGNS



Bead Board with Cascade DecraTrim (BB23)



Long Bead Board with Stockton DecraTrim (LPBB20)



Raised Closed (RS)



Bead Board with Victorian DecraGlass (BB54)



Recessed with Moonlite DecraTrim (RE24)



### DC3200

Triple-Layer:  
Steel + Insulation + Steel

R-VALUE  
19.40\*

#### Designs

The Amarr Designer's Choice model is available in four carriage house designs and eight colors. See page 30 for complete specifications.

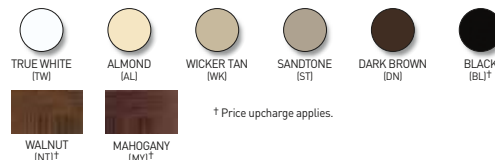
#### Decorative Windows & Hardware

Choose from DecraTrim inserts or DecraGlass windows to best coordinate with your home. See page 11 for decorative hardware options, pp.26-27 for glass and window options.

\* For True White Bead Board only. 13.35 R-value for all other panels and colors.

### COLORS

Actual paint colors may vary from samples shown. Amarr steel doors are pre-painted; for custom colors, exterior latex paint must be used.



† Price upcharge applies.





Long Panel design with Prairie DecraGlass in Walnut

## AMARR HERITAGE™

Tradition never goes out of style. Choose from four different panel designs to create the steel garage door you always wanted.

The Amarr Heritage collection features low-maintenance, heavy gauge steel doors in your choice of traditional styles.


Great looks for years to come.

Short Panel design with Prairie DecraTrim in True White




### DESIGNS


SHORT PANEL (SP)




LONG PANEL (LP)



FLUSH PANEL (FP)\*



RIBBED PANEL (RP)\*



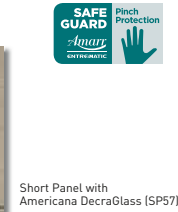
\*Available in Amarr Heritage HR3000 only.

### MOSAIC WINDOWS



With Mosaic Window Options you decide the number and location of windows to create the door design you want. Visit [amarr.com/mosaic](http://amarr.com/mosaic) for design inspirations.

Flush Panel (FP)\* with Short Panel Obscure Windows



Long Panel with Moonlite DecraTrim (LP24)




Short Panel with Americana DecraGlass (SP57)



Ribbed Panel (RP)\*



Short Panel with Stockton DecraTrim (SP20)



**HR1000**  
Single-Layer:  
Steel

**HR2000**  
Double-Layer:  
Steel + Insulation

**HR3000**  
Triple-Layer:  
Steel + Insulation + Steel

### Designs

The Amarr Heritage collection is available in Short, Long, Flush, and Ribbed panel designs and seven color options.

See page 30 for complete specifications.

### Decorative Windows

Choose from DecraGlass windows or DecraTrim window inserts to coordinate with your home.

See pp. 26–27 for glass and window options.

### COLORS

Actual paint colors may vary from samples shown.

Amarr steel doors are pre-painted; for custom colors, exterior latex paint must be used.



TRUE WHITE (TW)



ALMOND (AL)



SANDTONE (ST)



DARK BROWN (DN)



BLACK (BL)†



GOLDEN OAK (OK)



WALNUT (WT)



MAHOGANY (MH)

Woodgrain finishes are dual directional for all panel designs.

† Price upcharge applies.



Amarr Color Zone  
See page 27 for more information.†



Short Panel design in Golden Oak

## AMARR STRATFORD®

Time-honored style. The Amarr Stratford collection offers 4 traditional designs, 11 color choices, and more than 20 decorative window options. This durable low-maintenance collection provides section interfaces designed to reduce the risk of serious finger and hand injuries.


The Amarr Stratford. A statement of style.

Long Panel design with Trellis DecraGlass in Sandtone




### DESIGNS


SHORT PANEL (SP)




LONG PANEL (LP)



FLUSH PANEL (FP)\*



RIBBED PANEL (RP)\*



\*Available in Amarr Stratford ST3000 only.

### MOSAIC WINDOWS



With Mosaic Window Options you decide the number and location of windows to create the door design you want. Visit [amarr.com/mosaic](http://amarr.com/mosaic) for design inspirations.

Short Panel with Sunray DecraTrim (SP27)



Long Panel with Heartland DecraGlass (SP20)



Ribbed Panel (RP)\*



Long Panel with Stockton DecraTrim (LP20)



Flush Panel (FP)\* with Long Panel Clear windows



### ST1000

Single-Layer: Steel

### ST2000

Double-Layer: Steel + Insulation

### ST3000

Triple-Layer: Steel + Insulation + Steel

### Designs

The Amarr Stratford collection is available in a variety of designs and colors.

See page 30 for complete specifications.

### Decorative Windows


Choose from contemporary or craftsman DecraGlass windows or DecraTrim window inserts to coordinate with your home.

See pp. 26–27 for glass and window options.

### COLORS

Actual paint colors may vary from samples shown.

Amarr steel doors are pre-painted; for custom colors, exterior latex paint must be used.



Woodgrain finishes are dual directional for all panel designs.

† Color only available in Amarr Stratford ST3000. ‡ Price upcharge applies.



See page 27 for more information.†



Long Panel design with Stockton DecraTrim in True White

## AMARR LINCOLN


Traditional style. Exceptional value. The Amarr Lincoln collection combines unique, yet timeless traditional designs and color options with the durability & strength of steel and conventional hardware. Along with more than 20 decorative window choices, this affordable collection delivers premium style at a competitive price. The Amarr Lincoln. A new tradition of style and value.

Short Panel design with Cascade DecraTrim in Wicker Tan




### DESIGNS


SHORT PANEL (SP)




LONG PANEL (LP)



FLUSH PANEL (FP)\*



RIBBED PANEL (RP)\*



\*Available in Amarr Lincoln LI3000 only.

### MOSAIC WINDOWS



With Mosaic Window Options you decide the number and location of windows to create the door design you want. Visit [amarr.com/mosaic](http://amarr.com/mosaic) for design inspirations.

Short Panel with Chalet DecraGlass (SP56)



Flush Panel (FP)\*



Long Panel with Cascade DecraTrim (LP23)



Ribbed Panel (RP)\* with Long Panel Clear windows



Short Panel with Prairie DecraTrim (SP21)



### LI1000

Single-Layer:  
Steel

### LI2000

Double-Layer:  
Steel + Insulation

### LI3000

Triple-Layer:  
Steel + Insulation + Steel

### Designs

The Amarr Lincoln collection is a traditional design door offered in Short, Long, Flush, or Ribbed panel designs. See page 30 for complete specifications.

### Decorative Windows

Choose from DecraTrim window inserts or DecraGlass windows to coordinate with your home's design. See pp. 26-27 for glass and window options.

### COLORS

Actual paint colors may vary from samples shown.

Amarr steel doors are pre-painted; for custom colors, exterior latex paint must be used.



† Price upcharge applies.



See page 27 for more information.†

Woodgrain finishes are dual directional for all panel designs.



Short Panel design with Stockton DecraTrim in True White

## AMARR OLYMPUS


When it comes to ultimate protection, the Amarr Olympus stands tall. With triple-layer construction and superior insulation R-value of 19.40\*, these durable, low-maintenance doors give you the ultimate in quiet operation and energy efficiency.

Long Panel design in Black with Long Panel Clear windows




### DESIGNS

SHORT PANEL (SP)



LONG PANEL (LP)



### MOSAIC WINDOWS



With Mosaic Window Options you decide the number and location of windows to create the door design you want. Visit [amarr.com/mosaic](http://amarr.com/mosaic) for design inspirations.

Short Panel with Prairie DecraTrim (SP21)



Long Panel with Moonlite DecraTrim (LP24)



Short Panel (SP) with Short Panel Clear windows



Short Panel with Riviera DecraGlass (SP55)



Long Panel with Thames DecraTrim (LP30)



### OL3200

Triple-Layer:  
Steel + Insulation + Steel

R-VALUE  
19.40\*

#### Designs

The Amarr Olympus model is available in Short Panel and Long Panel designs and eight color options. See page 30 for complete specifications.

#### Decorative Windows

Choose from DecraTrim inserts or DecraGlass windows to best coordinate with your home.

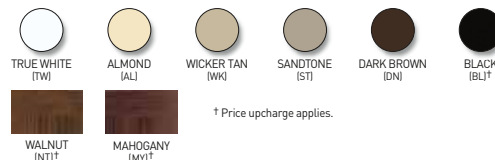
See pp.26-27 for glass and window options.

\* For True White Short Panel only. 13.35 R-value for all other panels and colors.

### COLORS

Actual paint colors may vary from samples shown.

Amarr steel doors are pre-painted; for custom colors, exterior latex paint must be used.



† Price upcharge applies.



See page 27 for more information.†

# STEEL OPTIONS

Visit [amarr.com](http://amarr.com) and access the Amarr Door Designer to view specific designs in various architectural styles.


## GLASS OPTIONS




## DECRATRIM WINDOW INSERTS

Available with Clear or Obscure Glass.

**SHORT PANEL** Amarr Heritage, Stratford, Lincoln and Olympus collections.      **LONG PANEL** Amarr Heritage, Stratford, Lincoln, Hillcrest, Oak Summit, Olympus and Designer's Choice collections.



FIVE PIECE SUNRAY for 10' width doors (29) Available only in True White.



## DECRAGLASS™ WINDOWS

Tempered obscure glass with baked-on ceramic designs.

**SHORT PANEL** Amarr Heritage, Stratford, Lincoln and Olympus collections.

**LONG PANEL** Amarr Heritage, Stratford, Lincoln, Hillcrest, Oak Summit, Olympus and Designer's Choice collections.



\* Clear glass with printed frost pattern.  
† Obscure glass with v-groove.

DecraTrim and DecraGlass design visibility varies due to lighting.

## MOSAIC WINDOW OPTIONS


**The choice is yours.** Add visual interest to your contemporary, mid-century modern or transitional home. With Mosaic Window Options for Amarr Heritage, Stratford, Lincoln and Olympus steel garage doors short or long panel windows with clear or obscure glass can be placed in any standard position\*\*. Visit [amarr.com/mosaic](http://amarr.com/mosaic) for design inspirations.



\*\* Window design options may vary based on door width.

## STEEL COLORS

See specifications on pages 30–31 for model availability. Actual paint colors may vary from samples shown.



† Price upcharge applies.

Amarr steel doors are pre-painted; for custom colors exterior latex paint must be used. Visit [amarr.com](http://amarr.com) for instructions on painting.

# STEEL CONSTRUCTION

Amarr steel garage doors are built with low-maintenance, heavy-duty steel. Choose from 1000 single, 2000 double, 3000 triple or 4000 four-layer construction for your desired level of energy efficiency and noise control. Experience the strength, security, and peace of mind you get with steel.

## 1000

### Single-Layer: Steel

Amarr Classica, Oak Summit, Hillcrest, Heritage, Stratford, & Lincoln

- Heavy-duty Exterior Steel
- Durable, Reliable, Low Maintenance



## 2000

### Double-Layer: Steel + Insulation

Amarr Classica, Oak Summit, Hillcrest, Heritage, Stratford, & Lincoln

- Heavy-duty Exterior Steel
- Durable, Reliable, Low Maintenance
- Environmentally Safe Polystyrene Thermal Insulation with Vinyl Backing
- Energy Efficient
- Quiet Operation



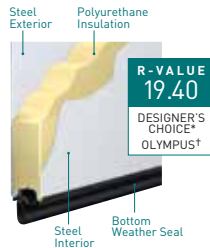
Amarr Classica Tuscany design with Rhine windows in True White

## 3000

### Triple-Layer: Steel + Insulation + Steel

Amarr Classica, Oak Summit, Hillcrest, Designer's Choice, Heritage, Stratford Lincoln, & Olympus

- Heavy-duty Exterior and Interior Steel
- Durable, Reliable, Low Maintenance
- Environmentally Safe Polystyrene or Polyurethane Thermal Insulation
- Superior Energy Efficiency
- Extra Quiet Operation



\* For True White Bead Board only.  
\*\* For all panels and colors except True White Bead Board.

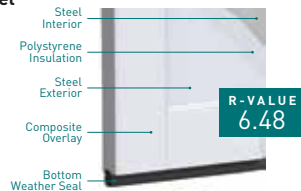
† For True White Short Panel only.  
‡ For all panels and colors except True White Short Panel.

## 4000

### Four-Layer: Overlay + Steel + Insulation + Steel

Amarr Carriage Court

- Heavy-duty Exterior and Interior Steel
- Durable, Reliable, Low Maintenance
- Environmentally Safe Polystyrene Thermal Insulation
- Energy Efficient
- Extra Quite Operation



Amarr Carriage Court Fairfield design with Closed Square in True White/White with Alpine decorative handles



# STEEL SPECIFICATIONS



## CARRIAGE HOUSE DESIGN

## TRADITIONAL DESIGN

	AMARR CARRIAGE COURT CC4000	AMARR CLASSICA CL1000	AMARR CLASSICA CL2000	AMARR CLASSICA CL3000	AMARR OAK SUMMIT OS1000	AMARR OAK SUMMIT OS2000	AMARR OAK SUMMIT OS3000	AMARR HILLCREST HI1000	AMARR HILLCREST HI2000	AMARR HILLCREST HI3000	AMARR DESIGNER'S CHOICE DC3200	AMARR HERITAGE HR1000	AMARR HERITAGE HR2000	AMARR HERITAGE HR3000	AMARR STRATFORD ST1000	AMARR STRATFORD ST2000	AMARR STRATFORD ST3000	AMARR LINCOLN LI1000	AMARR LINCOLN LI2000	AMARR LINCOLN LI3000	AMARR OLYMPUS OL3200	
<b>PANEL DESIGNS</b> (Safe Guard)		✓	✓	✓	✓	✓	✓					✓	✓	✓	✓	✓	✓					
Short												•	•	•	•	•	•	•	•	•	•	
Long												•	•	•	•	•	•	•	•	•	•	
Flush														•			•				•	
Ribbed														•							•	
Carriage House	18 Designs	7 Designs	7 Designs	7 Designs	4 Designs	4 Designs	4 Designs	4 Designs	4 Designs	4 Designs	4 Designs											
<b>CONSTRUCTION LAYERS</b>	4	1	2	3	1	2	3	1	2	3	3	1	2	3	1	2	3	1	2	3	3	
Steel		•			•			•				•			•			•				
Steel + Insulation			•			•			•				•			•			•			
Steel + Insulation + Steel				•			•			•	•			•			•			•	•	
Overlay + Steel + Insulation + Steel	•																					
<b>DOOR THICKNESS</b>	2" (5.1cm)	2" (5.1cm)	2" (5.1cm)	2" (5.1cm)	2" (5.1cm)	2" (5.1cm)	1-3/8" (3.5cm)	2" (5.1cm)	2" (5.1cm)	2" (5.1cm)	2" (5.1cm)	2" (5.1cm)	2" (5.1cm)	2" (5.1cm)	2" (5.1cm)	2" (5.1cm)	1-3/8" (3.5cm)	2" (5.1cm)	2" (5.1cm)	2" (5.1cm)	2" (5.1cm)	
<b>INSULATION</b>	Polystyrene <sup>1</sup>		Polystyrene <sup>1</sup>	Polyurethane		Polystyrene <sup>1</sup>	Polystyrene <sup>1</sup>		Polystyrene <sup>1</sup>		Polyurethane		Polystyrene <sup>1</sup>	Polystyrene <sup>1</sup>		Polystyrene <sup>1</sup>	Polystyrene <sup>1</sup>		Polystyrene <sup>1</sup>	Polystyrene <sup>1</sup>	Polyurethane	
<b>R-VALUE<sup>2</sup></b>	6.48		6.64	13.35		6.64	6.48		6.64		9.05	19.40 <sup>3</sup> /13.35 <sup>4</sup>		6.64	9.05		6.64	6.48		6.64	9.05	19.40 <sup>3</sup> /13.35 <sup>4</sup>
<b>STEEL THICKNESS</b>																						
Gauge (ga)	27/27 ga	24 ga	24 ga	25/27 ga	25 ga	25 ga	27/27 ga	25 ga	25 ga	27/27 ga	27/27 ga	24 ga	24 ga	24/27 ga	25 ga	25 ga	27/27 ga	25 ga	25 ga	27/27 ga	27/27 ga	
Gauge (mm)	0.42/0.42mm	0.61mm	0.61mm	0.53/0.42mm	0.53mm	0.53mm	0.42/0.42mm	0.53mm	0.53mm	0.42/0.42mm	0.42/0.42mm	0.61mm	0.61mm	0.61/0.42mm	0.53mm	0.53mm	0.42/0.42mm	0.53mm	0.53mm	0.42/0.42mm	0.42/0.42mm	
<b>WOODGRAIN EXTERIOR TEXTURE</b>	•	•	•	•	•	•	•	•	•	•	•	•	•	•	•	•	•	•	•	•	•	
<b>GALVANIZED END STILES</b>	•	•	•	•	•	•	•	•	•	•	•	•	•	•	•	•	•	•	•	•	•	
<b>PAINTED END STILES</b>	•		•							•	•	•	•	•	•	•	•				•	
<b>THERMAL SEAL</b>	•						•				•			•			•				•	
<b>BOTTOM WEATHER SEAL</b>																						
Steel Retainer		•	•	•	•	•	•	•	•		•	•	•	•	•	•	•	•	•	•	•	
Aluminum Retainer	•													•			•					
Extruded Vinyl										•	•										•	
<b>DECORATIVE WINDOW OPTIONS</b>	•	•	•	•	•	•	•	•	•	•	•	•	•	•	•	•	•	•	•	•	•	
<b>WINDOW GLASS OPTIONS</b>																						
3/32" (0.24cm) Single Strength					•	•	•	•	•	•	•	•	•	•	•	•	•	•	•	•	•	
1/8" (0.32cm) Tempered 2X Strength	•	•	•	•										•	•	•	•	•	•	•	•	
Clear Insulated	•									•	•			•	•	•	•				•	
Obscure	•	•	•	•	•	•	•	•	•	•	•	•	•	•	•	•	•	•	•	•	•	
Frost	•	•	•	•	•	•	•	•	•	•	•	•	•	•	•	•	•	•	•	•	•	
Dark Tint	•	•	•	•	•	•	•	•	•	•	•	•	•	•	•	•	•	•	•	•	•	
<b>DECORATIVE HARDWARE OPTIONS</b>	•	•	•	•	•	•	•	•	•	•	•	•	•	•	•	•	•	•	•	•	•	
<b>EXTERIOR COLOR OPTIONS</b>																						
True White (TW)	• <sup>5</sup>	•	•	•	•	•	•	•	•	•	•	•	•	•	•	•	•	•	•	•	•	
Almond (AL)	• <sup>5</sup>	•	•	•	•	•	•	•	•	•	•	•	•	•	•	•	•	•	•	•	•	
Wicker Tan (WK)	• <sup>5</sup>	•	•	•	•	•	•	•	•	•	•	•	•	•	•	•	•	•	•	•	•	
Sandtone (ST)	• <sup>5</sup>	•	•	•	•	•	•	•	•	•	•	•	•	•	•	•	•	•	•	•	•	
Terratone (TT)		•	•	•	•	•	•	•	•	•	•	•	•	•	•	•	•	•	•	•	•	
Dark Brown (DN)		•	•	•	•	•	•	•	•	•	•	•	•	•	•	•	•	•	•	•	•	
Hunter Green (HG)																	•					
Gray (GY)							•										•					
Charcoal Gray (EF)		•	•	•				•	•					•	•	•		•	•	•		
Black (BL)		•	•	•							•	•	•								•	
Golden Oak (OK)		•	•	•	•	•	•	•	•	•	•	•	•	•	•	•	•	•	•	•	•	
Walnut (NT)		•	•	•	•	•	•	•	•	•	•	•	•	•	•	•	•	•	•	•	•	
Mahogany (MY)		•	•	•	•	•	•	•	•	•	•	•	•	•	•	•	•	•	•	•	•	
<b>WIND LOAD<sup>6</sup> AVAILABLE</b>	•	•	•	•	•	•	•	•	•	•	•	•	•	•	•	•	•	•	•	•	•	
<b>PAINT FINISH WARRANTY<sup>7</sup></b>	Lifetime	Lifetime	Lifetime	Lifetime	15 Years	25 Years	Lifetime	15 Years	25 Years	Lifetime	Lifetime	Lifetime	Lifetime	Lifetime	15 Years	25 Years	Lifetime	15 Years	25 Years	Lifetime	Lifetime	
<b>WORKMANSHIP/HARDWARE WTY<sup>8</sup></b>	5 Years	3 Years	5 Years	Lifetime	1 Year	2 Years	3 Years	1 Year	2 Years	3 Years	Lifetime	3 Years	5 Years	Lifetime	1 Year	2 Years	3 Years	1 Year	2 Years	3 Years	Lifetime	



<sup>1</sup> Insulation on Amarr brand doors has passed self-ignition, flamespread, and smoke developed index fire testing.

<sup>2</sup> Calculated door section R-value is in accordance with DASMA TDS-163.

\* True White Bead Board. Based on independent laboratory test results

\*\* All panels and colors except True White Bead Board † True White Short Panel. Based on independent laboratory test results

‡ All panels and colors except True White Short Panel

<sup>3</sup> With White Overlay.

<sup>4</sup> It is your responsibility to make sure your garage door meets local building codes.

<sup>5</sup> For complete warranty details, visit amarr.com or contact your local Amarr dealer.

NOTE: Optional door locks and various heights and widths are available thru your local garage door dealer.



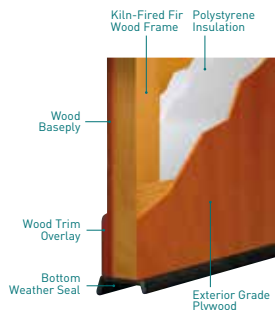
Terry design with R.H. Hunt gate latch (stained by homeowner)

## AMARR BY DESIGN AD4000

Get the neighbors talking. Start with the exquisite Amarr by Design collection. Submit your own unique design and let our craftsmen build it. Or choose from one of our many custom wood carriage house styles and an array of materials, windows, and custom hardware to create a truly unique, one-of-a-kind door. Amarr By Design.

Get a gorgeous door, and a great conversation piece.

### CONSTRUCTION



## WOOD

### Wood + Insulation + Wood

- Custom, Handcrafted Carriage House Designs
- Multiple Wood Options
- Paint or Stain Grade Wood
- Environmentally Safe Polystyrene Thermal Insulation
- Energy Efficient

### WOOD CHOICES

Other types of wood available upon request. Wood choices shown are natural. Homeowner must finish door prior to door installation.



CLEAR VERTICAL GRAIN CEDAR



INCENSE CEDAR



RED GRANDIS

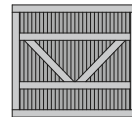


MAHOGANY


### DESIGNS

Unlimited design options.

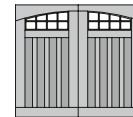
SUTCLIFFE




ROBERTS



CURTIS



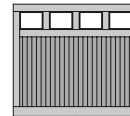
EASTON



LOWRY



PRESTON




RUNION



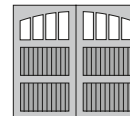
TERRY



4000 (closed arch)

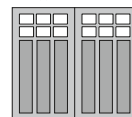


3000 (custom)

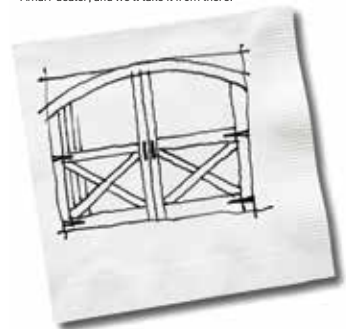


Custom designs available. Simply draw your own unique door, give it to your Amarr dealer, and we'll take it from there.

7010 (I)



7020 (I)



### Designs

Design your own look or pick from one of our many designs. Available with closed top section or with windows. Glass choices include Double Strength or Insulated.

### Materials

Design your own door. Choose from the finest milled woods. Paintable or stainable wood exterior. See page 40 for complete specifications.

### Decorative Options

Design your own finishing touches with decorative hardware. Popular choices include door knockers, handles, latches, braces, and strap hinges.

Visit [www.amarr.com](http://www.amarr.com) for all hardware options.

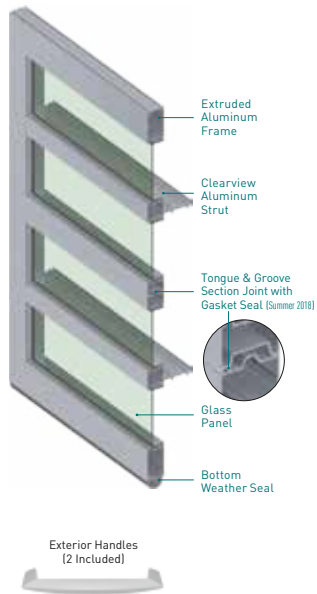


Amarr Horizon HO1000 with Dark Bronze finish and Frost glass

## AMARR HORIZON HO1000

Gain a unique perspective for your home. The Amarr Horizon HO1000 combines strong horizontal lines with long, narrow expanses of glass to make a distinctive design statement. These sleek, contemporary, aluminum doors are available with dozens of glazing and color options, so your choices are practically limitless, and the outlook is always bright.

### CONSTRUCTION



### ALUMINUM

An Amarr Horizon HO1000 multiview door offers unique styling to match any modern architecture.

- Extruded aluminum frame provides durability, low maintenance and corrosion resistance
- Tongue and groove section joints with new leading edge gasket seal and bottom weather seal improve air and water infiltration performance
- ClearView Aluminum Strut System does not restrict viewing area and adds strength and durability
- 7' tall doors are three sections high
- Equal glass heights in all sections of a door
- Glass expanses up to 8'2" wide


### DOOR CONFIGURATIONS

#### FOR SINGLE PANE GLAZING


Up to 8'2" WIDE - 1 Panel



8'3"-16'2" WIDE - 2 Panels



16'3"-20'2" WIDE - 3 Panels




#### FOR INSULATED GLAZING


Up to 10'2" WIDE - 2 Panels



10'3"-16'2" WIDE - 3 Panels



16'3"-20'2" WIDE - 4 Panels



#### FOR SINGLE PANE GLAZING

Door Width	# Center Stiles	# Windows/Section
Up to 8'2"	0	2
8'3" - 16'2"	1	4
16'3" - 20'2"	2	6

#### FOR INSULATED GLAZING

Door Width	# Center Stiles	# Windows/Section
Up to 10'2"	1	4
10'3" - 16'2"	2	6
16'3" - 20'2"	3	8

# ALUMINUM OPTIONS

Visit [amarr.com](http://amarr.com) and access the Amarr Door Designer to view specific designs in various architectural styles.

## COLORS

Actual color may vary from samples shown.

### IN STOCK

#### ANODIZE



CLEAR (AN)    DARK BRONZE (AD)    BLACK (BA)

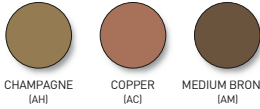
#### PAINT



WHITE Powder Coat (WH)

### SPECIAL ORDER

#### ANODIZE



CHAMPAGNE (AH)    COPPER (AC)    MEDIUM BRONZE (AM)

Longer lead time and price upcharge apply.

#### PAINT

PVDF (Kynar®) & Powder Coat

Longer lead time and price upcharge apply.



\*PVDF only.

**RAL & CUSTOM PAINT FINISH COLORS AVAILABLE**  
Longer lead time and price upcharge apply.

	PVDF (Kynar®)	Powder Coat
FADE RESISTANT	++	+
CORROSION RESISTANT	++	+
UV RESISTANT	++	+
ABRASION RESISTANT	+	++
STANDARD COLORS	26	21
RAL/CUSTOM COLORS PRICE UPCHARGE	\$	\$\$
TOUCH-UP PAINT	Included	NOT included

## GLASS

Glass is tempered and available as single pane or insulated.



†Laminated, not tempered. Insulated glass not available.

## WARRANTY

- 5-year limited warranty on materials and workmanship
- 5-year limited warranty on hardware
- 5-year limited warranty on finish

## GLAZING OPTIONS

	SINGLE PANE						DUAL PANE					SINGLE PANE Acrylic					
	Annealed†		Tempered				Annealed†		Tempered			Laminated	Polycarbonate				
	1/8"	1/8" Low-E	1/8"	1/8" Low-E	1/4"	1/4" Low-E	1/2"	1/2" Low-E	1/2"	1/2" Low-E	1/4"	Single 1/8"	Single 1/4"	Tri-Wall 5/8"	1/8"	1/4"	1/2"
CLEAR	•	•	•	•	•	•	•	•	•	•	•	•	•	•	•	•	•
OBSCURE	•		•		•		•		•		•						
GREEN TINT	•		•		•		•		•		•						
BRONZE TINT	•		•		•		•		•		•						
GRAY TINT	•		•		•		•		•		•						
GREYLITE	•		•		•		•		•		•						
FROST	•		•		•		•		•		•						
SNOW											•			•			
WHITEOUT											•						
BLACK ICE											•						

† Annealed glass only available for Amarr Vista V11000.



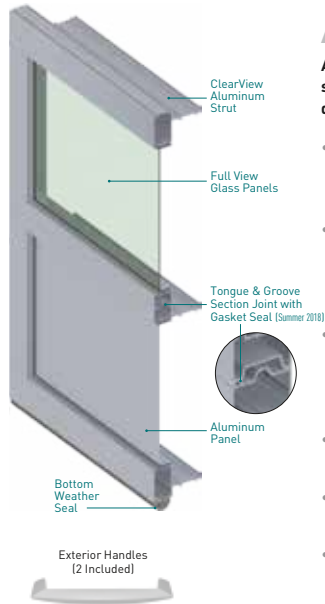
20' x 10' Amarr Vista with Clear Anodize frame and Obscure glass

## AMARR VISTA VI1000

It's the perfect reflection of your style. The modern industrial look goes residential with the introduction of the Amarr Vista collection.

From the outside, these sleek doors perfectly mirror the clean lines and glass expanses of your home's contemporary design. Inside, they transform your garage into a bright and inviting room.

### CONSTRUCTION



### ALUMINUM

An Amarr Vista full view door offers strength and beauty to match the stylish design of your home.


- 2" thick extruded commercial-grade aluminum frame provides durability, low maintenance and corrosion resistance
- Tongue and groove section joints with new leading edge gasket seal and bottom weather seal improve air and water infiltration performance
- Aluminum Strut System does not restrict viewing area and adds strength and durability to doors; available for up to 24' wide doors, when required
- Available in 21" and 24" section heights; and 18" for odd height doors
- Wind load options available to meet local building codes
- Attractive, modern exterior handles (2) included

### PANEL CONFIGURATION

8' & 9' WIDE — 2 Panels



16' WIDE — 4 Panels



10' WIDE — 3 Panels



18' WIDE — 5 Panels



### DOOR HEIGHT CONFIGURATION


8' (4 tall)



10' (5 tall)



12' (6 tall)



### OPTIONAL PANELS

ALUMINUM & INSULATED ALUMINUM




Shown in Clear Anodized.

PERFORATED ALUMINUM



0.312" square perforations on 1/2" centers. Also available in Mill finish.

LOUVERED ALUMINUM



6 columns of 112 3"x3/4" vents on a 4'x24" panel. Shown in White Powder Coat

	AMARR® BY DESIGN AD4000
<b>PANEL DESIGNS</b>	
Carriage House	Unlimited Designs
<b>CONSTRUCTION*</b>	
Wood + Insulation + Wood	•
<b>DOOR THICKNESS</b>	3" (7.6cm)
<b>WOOD BASEPLY OPTIONS</b>	
5/8" MDO Plywood (paint grade only)	•
1/2" Marine Grade Plywood	•
5/8" Incense Cedar	•
5/8" Clear Vertical Grain Cedar	•
5/8" Red Grandis	•
5/8" Mahogany	•
Other materials available upon request	•
<b>TRIM OVERLAY OPTIONS</b>	
5/8" Moisture-and Rot-resistant	•
Extira Exterior Panel (paint grade only)	•
5/8" Incense Cedar	•
5/8" Clear Vertical Grain Cedar	•
5/8" Red Grandis	•
5/8" Mahogany	•
Other materials available upon request	•
<b>OPTIONAL WOOD DISTRESSING</b>	•
<b>SECTION HEIGHT OPTIONS</b>	18", 21", 28" or 32"
<b>POLYSTYRENE INSULATION</b> (1-3/8" thick)	•
<b>R-VALUE</b>	9.0
<b>BOTTOM WEATHER SEAL</b>	•
<b>DECORATIVE WINDOW OPTIONS</b>	
1/8" [0.32cm] Double Strength	•
Insulated	•
<b>OPTIONAL DECORATIVE HARDWARE</b>	•
<b>WIND LOAD<sup>1</sup> AVAILABLE*</b>	•
<b>FIRE RATED DOORS AVAILABLE<sup>2</sup></b>	•
<b>SECTION WARRANTY<sup>3</sup></b>	1 Year

<sup>1</sup> It is your responsibility to make sure your garage door meets local building codes.

<sup>2</sup> Optional. Special-designed doors meet guidelines for CA Building Codes for use in Wildlife Urban Interface (WUI). Fire-rated doors with insulated and tempered glass windows available.

<sup>3</sup> For complete warranty details, visit [amarr.com](http://amarr.com) or contact your local Amarr dealer.

\* Optional: Wood-on-steel section construction is available. Some wind load pressures may require wood-on-steel section construction.

Doors are shipped natural. Priming is available for paint grade doors. All doors require finishing on all six (6) sides of each section within two days of receipt of door(s) and prior to installation. Visit [amarr.com](http://amarr.com) for finishing recommendations.

**HARDWARE SPECIFICATIONS**

**TRACK:** 2" industrial grade galvanized .083 horizontal and vertical track. Standard lift 25C-15" radius or 2LC-6" low headroom clearance. For doors over 650 lbs, 3" track.

**HINGES:** Up to 12': Single-end 11ga graduated galvanized. 12" and over: Double-end 11ga graduated galvanized.

**ROLLERS:** 2" nylon 10-ball bearing commercial rollers (short stem for up to 12'; long stem for 12" and over).

**STRUTS:** 3" galvanized struts

**COUNTER BALANCE:** 10,000 cycle torsion springs, cast aluminum cable drums, 1" diameter 11ga torsion tube. For doors over 650 lbs, solid core steel shaft and coupler if exceeding 151" in length.

**FASTENERS:** Cadmium plated fasteners (standard) for on-door hardware and securing tracks to jambs. All hinge fasteners are factory installed with concealed bolt heads (under the trim overlay).

**OPERATION:** Manual push-up. No lock assembly is supplied. Electric openers with 3/4 hp recommended for best possible operation.

Doors available in various heights and widths. Hardware specifications are consistent with doors not exceeding 18' wide and 10' high. Requirements escalate with door size and weight and have limitations. Contact your local Amarr dealer for specific details.

	AMARR HORIZON H01000
<b>ALUMINUM</b>	
<b>FRAME CONSTRUCTION</b>	2" thick aluminum
<b>SECTION HEIGHTS</b>	Varies by door height
<b>DOOR WIDTHS</b>	2' – 20' 2" (in 1" increments)
<b>DOOR HEIGHTS</b>	6' – 20' 1"
<b>CLEARVIEW STRUT SYSTEM</b>	Only required for doors ≥ 16'
<b>COLORS</b>	
Anodize	Clear, Champagne, Copper, Medium Bronze, Dark Bronze, Black
Paint	26 standard PVDF colors, 21 standard Powder Coat colors, RAL and custom colors in both PVDF and Powder Coat
<b>GLASS</b>	
Transparent	Clear, Obscure, ThermoPro Low-E
Tint	Green, Bronze, Gray, GreyLite
Opaque	Frost, Snow, Whiteout, Black Ice
<b>WIND LOAD<sup>1</sup> AVAILABLE</b>	NA
<b>FINISH WARRANTY<sup>2</sup></b>	5 Years
<b>WORKMANSHIP WARRANTY<sup>2</sup></b>	5 Years
<b>HARDWARE WARRANTY<sup>2</sup></b>	5 Years

	AMARR VISTA V11000
<b>ALUMINUM</b>	
<b>FRAME CONSTRUCTION</b>	2" thick aluminum
<b>SECTION HEIGHTS</b>	21" and 24"; 18" for odd height doors
<b>CLEARVIEW STRUT SYSTEM</b>	Only required for doors ≥ 16'
<b>COLORS</b>	
Anodize	Clear, Champagne, Copper, Medium Bronze, Dark Bronze, Black
Paint	26 standard PVDF colors, 21 standard Powder Coat colors, RAL and custom colors in both PVDF and Powder Coat
Mill	Perforated panel only
<b>GLASS</b>	
Transparent	Clear, Obscure, ThermoPro Low-E
Tint	Green, Bronze, Gray, GreyLite
Opaque	Frost, Snow, Whiteout, Black Ice
<b>OPTIONAL PANELS</b>	Full View, Aluminum, Insulated Aluminum, Louvered, Perforated
<b>WIND LOAD<sup>1</sup> AVAILABLE</b>	•
<b>FINISH WARRANTY<sup>2</sup></b>	5 Years
<b>WORKMANSHIP WARRANTY<sup>2</sup></b>	5 Years
<b>HARDWARE WARRANTY<sup>2</sup></b>	5 Years

<sup>1</sup> It is your responsibility to make sure your garage door meets local building codes.

<sup>2</sup> For complete warranty details contact your local Amarr dealer.



**Our Philosophy.** Since 1951, we have successfully raised the standards of quality, value, and dependability in the garage door industry. Today, with the same promise of individual attention and great value for all our customers, we remain committed to offering Amarr products and services that raise those standards even higher.

### Entrematic

165 Carriage Court  
Winston-Salem, NC 27105  
800.503.DOOR  
www.amarr.com

Entrematic, Amarr, Classica, Heritage, Stratford and Oak Summit as words and logos are trademarks owned by Entrematic Group AB or companies within the Entrematic Group.

Door specifications and technical data subject to change without notice.

Sectional door products from Entrematic may be the subject of one or more U.S. and/or foreign, issued and/or pending, design and/or utility patents.

©Entrematic Group AB 2018. All rights reserved.  
Printed in USA Form #6010518/15M/GVS



Visit [amarr.com](http://amarr.com) for additional products distributed by Entrematic, including garage accessories and a full line of commercial sectional, rolling slat, and rolling steel doors.

Your Local Amarr Dealer:

